


















A visual guide of progress towards Goal from Baseline:
To see a more detailed version, [click here](#)


 = No change in data since the baseline year
  = Data in most recent year is increasing/moving towards our 2012 goal
 = 2012 goal met in most recent year
  = Data in most recent year is decreasing/moving away from our 2012 goal



Goal 1: Discovery									
The USF COPH will create and disseminate knowledge to improve the public's health.									
Objective	Indicator	2012 Goal	Progress towards Goal from baseline	2006-07 Baseline	2007-08	2008-09	2009-10	2010-11	2011-12
1.1	By July 1, 2012 the COPH will increase its expenditures of extramural funds by 50% over baseline.	\$22,887,778		\$15,528,519	\$17,256,978	\$19,804,259	\$19,731,956	\$18,520,513	\$19,639,284
Indicator 1.11	The COPH will increase its total expenditures of federal extramural funds by 40% over baseline.	\$18,924,606		\$13,517,576	\$15,283,923	\$17,424,378	\$16,491,208	\$15,117,577	\$15,538,758
Indicator 1.12	The COPH will increase Its Expenditures for other grants and contracts from all sources other than federal funding by 10% over baseline.	\$1,915,036		\$1,740,942	\$1,973,054	\$2,379,880	\$3,240,748	\$3,402,936	\$4,100,526






Indicator 1.13	The COPH will increase its total reimbursed indirect costs by 50% over baseline.	\$2,867,004		\$1,994,640	\$2,579,942	\$3,093,672	\$3,309,456	\$2,956,177	\$3,002,060
1.2	By July 1, 2012, the COPH faculty will increase its annual dissemination product output in peer-reviewed journals and other specified venues by 35% over baseline.	468		347	450	513	548	506	543
Indicator 1.21	The COPH faculty will increase its total number of manuscripts published in professional journals (peer-reviewed and invited publications), books (authored or edited works), and book chapters by 50% over baseline.	204		136	212	286	272	254	293
Indicator 1.22	The COPH faculty will increase its average number of manuscripts per person published in professional journals (peer-	2.10		1.37	2.0	2.9	3.0	3.0	3.2




	reviewed and invited publications), books (authored or edited works), and book chapters by 50% over baseline.								
Indicator 1.23	The COPH faculty will increase its average number of peer-reviewed and invited presentations at national or international professional meetings and conferences by 25% over baseline.	2.61		2.09	2.22	2.26	3.03	3.0	2.7
Indicator 1.24	The COPH faculty will increase its total number of patent applications and awards by 25% over baseline.	6		4	3	5	1	6	5
1.3	By July 1, 2012, the COPH will increase its engagement in promoting adoption of evidenced-based practices and policies by 20% over baseline	1		Begin tracking 2008-09	0	0	0	1	2
Indicator 1.31	COPH faculty will demonstrate a 20% increase in practice activities including, but not limited to:	1			0	0	0	1	2


	production of policy briefs and white papers, providing testimony to federal, state, or community panels on actions for improvement of the public's health, and dissemination of "tool kits" and other products for implementation-adoption at the community level.								
1.4	By July 1, 2012, the COPH will increase its inter-university collaborations for research by 20% over baseline.	47		39	55	58	43	19	16
Indicator 1.41	The COPH will increase its number of scholarly inter-university collaborations across disciplines, within the US and globally, for research by 20% over baseline.	47		39	55	58	43	19	16
Goal 2: Learning The USF COPH will advance a learning community that nurtures discovery, leadership, and practice.									
Objective	Indicator	2012 Goal	Progress towards	2006-07 Baseline	2007-08	2008-09	2009-10	2010-11	2011-12






			Goal from baseline							
2.1	By July 1, 2012, the COPH will increase its creation of research products with students by 30% over baseline.	166		128	181	143	168	148	111	
Indicator 2.11	The COPH will increase the number of peer-reviewed publications with students as an author or as a co-author by 40% over baseline.	69		49	83	83	80	55	39	
Indicator 2.12	The COPH will increase the number of presentations at national or international professional conferences with students as an author or co-author by 25% over baseline.	99		79	98	60	88	93	72	
2.2	The Workforce Development objective and indicators are in re-work status.	In re-work status	Baseline data for 2010-11 and comparative data for 2011-12 available on the print copy of the Strategic Plan							
2.3	The COPH will place 20% of its field experience students in leadership settings.	20%		12.7%	11.4%	17.0%	11.1%	8.6%	9.8%	
Indicator 2.31	The COPH will have 20% of its student field experiences in leadership settings such as public health-related professional organizations, legislative settings, or	20%		12.7%	11.4%	17.0%	11.1%	8.6%	9.8%	




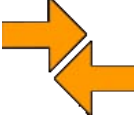



	similar leadership venues that advocate for public health or influence policy creation and adoption.								
2.4	By July 1, 2012, the COPH will increase its interdisciplinary collaborations for teaching by 20% over baseline.	50		Begin tracking 2007-08	42	52	45	62	151
Indicator 2.41	The COPH will increase its number of inter-college/inter-department collaborations across disciplines for teaching (e.g., co-instructors, co-sponsorship of courses, dual-degree programs, etc.) by 20% over baseline.	50		Begin tracking 2007-08	42	52	45	62	151

Goal 3: Service									
The USF COPH will engage in service and partnerships with the University, the profession and the world community.									
Objective	Indicator	2012 Goal	Progress towards Goal from baseline	2006-07 Baseline	2007-08	2008-09	2009-10	2010-11	2011-12
3.1	By July 1, 2012, at least 50% of COPH faculty will serve on USF Health-wide, or University-wide committees or task forces on an annual basis.	50%		41.4%	36.8%	37.7%	36.3%	49.4%	43.5%
Indicator 3.11	At least 25% of COPH faculty will serve on a USF Health committee or task force.	25%		19.2%	17.0%	14.3%	15.4%	20.5%	13%
Indicator 3.12	At least 25% of COPH faculty will serve on a University-wide committee or task force.	25%		35.4%	32.1%	33.7%	28.6%	42.2%	30.4%
3.2	By July 1, 2012, 35% of COPH faculty will be engaged on an annual basis in leadership service to a professional organization with a public health mission – locally, nationally, or globally.	35%		30.3%	33.7%	27.6%	30.7%	37.6%	35.6%
Indicator 3.21	At least 40% of COPH faculty will be a reviewer (or member of a review board) for one or more professional peer-reviewed journals.	40%		39.4%	52.8%	53.1%	48.3%	55.4%	55.4%
Indicator 3.22	At least 15% of COPH faculty will serve as editor-in-chief, subordinate or	15%		14.1%	18.9%	16.3%	14.3%	19.3%	23.9%

	specialty editor, or member of an editorial board for a professional, peer-reviewed journal.								
Indicator 3.23	At least 35% of COPH faculty will hold a leadership position (e.g., officer, committee chair, etc.) as part of a professional organization with a public health mission.	35%		32.3%	28.3%	6.1%	26.4%	33.7%	31.5%
Indicator 3.24	At least 35% of COPH faculty will carry out one or more of the following activities: (a) participant of a review panel or study section for a government agency that presents grant awards; (b) member of: a review panel that recommends fellowships or scholarships to students awarded by professional organizations; a scientific advisory board for a professional or governmental organization; an abstract review panel for a professional conference; a committee or board whose actions influence discovery, policy, or practice; or any activity that fulfills a similar conceptual role.	35%		35.4%	34.9%	34.7%	34.0%	42.2%	31.5%






3.3	By July 1, 2012, at least 45% of COPH faculty will be engaged on an annual basis in community service locally, nationally, or globally.	45%		42.4%	52.8%	51.0%	48.3%	57.8%	58.7%
------------	---	-----	---	-------	-------	-------	-------	-------	-------




Goal 4:Environment									
The USF COPH will enhance its overall capacity by providing an environment that facilitates faculty, staff and student success.									
Objective	Indicator	2012 Goal	Progress towards Goal from baseline	2006-07 Baseline	2007-08	2008-09	2009-10	2010-11	2011-12
4.1	By July 1, 2012, the COPH will track and report five initiatives that support creative, celebratory, and professional development of faculty, staff and students.	5		5	5	5	5	5	5
Indicator 4.11	The COPH will provide up to \$20,000 per year for the Professional development of students.	\$20,000		\$10,373	\$13,763	\$25,358	\$26,751	\$93,590	\$40,531
Indicator 4.12	The COPH will have 10 students who receive awards given by professional organizations at least national in scope.	10		9	5	2	5	0	2
Indicator 4.13	The COPH will provide up to \$20,000 per year for the professional development of staff.	\$20,000		\$16,959	\$2,778	\$50,886	\$61,587	\$63,990	\$44,660
Indicator 4.14	The COPH will provide up to \$25,000 per year for the professional development of faculty.	\$25,000		Begin tracking 2007-08	\$26,144	\$37,655	\$59,853	\$42,535	\$30,453

Indicator 4.15	The COPH will maintain at five the number of initiatives that celebrate community and foster pride among faculty, staff, and students.	5		8	8	8	8	8	8
4.2	By July 1, 2012, the COPH will increase its total endowment level from private sources by \$4.5 million over baseline.	\$8,482,759		\$3,982,759	\$4,115,634	\$3,966,715	\$3,561,069	\$3,847,776	\$4,004,607
Indicator 4.21	The COPH will increase its foundation account fund raising to \$500,000 over five years.	\$500,000		\$153,548	\$120,943	\$220,982	\$322,275	\$397,891	\$490,499
Indicator 4.22	The COPH will obtain funding toward one endowed chair position (\$2.0 million).	2.0 million		0	0	0	0	0	0
Indicator 4.23	The COPH will increase its endowment-funding total, excluding an endowed chair, by at least \$2.0 million.	\$5,829,211		\$3,829,211	\$3,994,691	\$3,745,733	\$3,238,794	\$3,449,885	\$3,514,108
4.3	By July 1, 2012, the COPH will increase its number of gross student credit hours generated annually by 10.5% over baseline.	33,834		30,619	31,654	32,464	34,634	39,118	44,071
Indicator 4.31	The COPH will increase its Grad-I gross student credit hours by 10% over baseline.	10,302		9,365	8,937	11,588	13,236	14,057	12,585

Indicator 4.32	The COPH will increase its Grad-II gross student credit hours by 20% over baseline.	1,990		1,658	1,678	1,736	1,790	1,959	2,316
Indicator 4.33	The COPH will increase its gross total number of undergraduate student credit hours by 10%.	21,512		19,596	21,039	34,360	19,608	23,102	29,170
4.4	By July 1, 2012, the COPH will track and support two initiatives that increase connections with alumni.	2		2	2	2	2	3	3
Indicator 4.41	The COPH will have a participation rate of 20% of its alumni in annual giving to the COPH.	20%		Begin tracking 2007-08	2.76%	4.19%	3.85%	3.45%	3.75%
Indicator 4.42	The COPH will have established student recruitment mechanisms using local alumni in five strategic sites outside of Florida.	5		Begin tracking 2008-09	0	0	0	0	0

Goal 5: Diversity
The USF COPH will engage diverse faculty, staff, and students to work toward health equity and justice for all populations in the world community.

Objective	Indicator	2012 Goal	Progress towards Goal from baseline	2006-07 Baseline	2007-08	2008-09	2009-10	2010-11	2011-12
5.1	By July 1, 2012, the census of the COPH ranked faculty who are members of underrepresented racial or ethnic minority groups will be at least proportionally representative of the USF service area.	25%		11.8%	12.8%	14.8%	18.8%	19.2%	20.5%
5.2	By July 1, 2012, the census of the COPH staff who are members of underrepresented racial or ethnic minority groups will be at least proportionally representative of the USF service area.	25%		24.6%	32.3%	19.7%	21.0%	19.2%	26.2%
5.3	By July 1, 2012, the census of COPH students who are members of underrepresented racial or ethnic minority groups will be at least proportionally representative of the USF service area.	25%		23.0%	23.4%	26.3%	25.1%	25.6%	26.9%
5.4	By July 1, 2012, at least 45% of new COPH degree-seeking students will be non-residents of Florida.	45%		31.5%	22.8%	30.9%	35.5%	34.7%	29.5%
Indicator 5.41	Among new COPH degree-seeking students, at least 15%	15%		12%	9.0%	9.6%	9.3%	11.7%	12%

	will be from countries other than the United States.								
Indicator 5.42	Among new COPH degree-seeking students, at least 35% will be from states other than Florida.	35%		19.5%	14.0%	21.3%	26.2%	23%	17.5%
5.5	By July 1, 2012, at least 80% of COPH academic departments and centers will identify one or more research, teaching and/or training initiatives that address a health disparity or injustice in a population defined by race/ethnicity, gender, age, or community.	80%		63.6%	81.8%	81.8%	72.7%	72.7%	80%
5.51	At least 80% of COPH research centers and training centers will identify one or more research, teaching and/or training initiatives that address a health disparity or injustice in a population defined by race/ethnicity, gender, age, or community.	80%		50%	66.6%	66.6%	50%	50%	60%
5.52	At least 80% of COPH academic departments will identify one or more research, teaching, and/or training initiatives involving its faculty members or students that address a health disparity or injustice in a population	80%		80%	100%	100%	100%	100%	100%

	defined by race/ethnicity, gender, age, or community.								
--	---	--	--	--	--	--	--	--	--